

MyAerospace Portal

How To Register

Taking advantage of the operational benefits provided by the MyAerospace portal is a simple process and it all starts with getting registered.

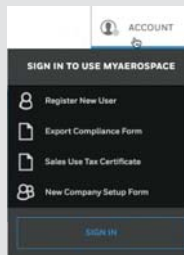
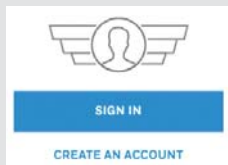
Get started

To begin, go to MyAerospace.Honeywell.com

1

Get a Honeywell ID

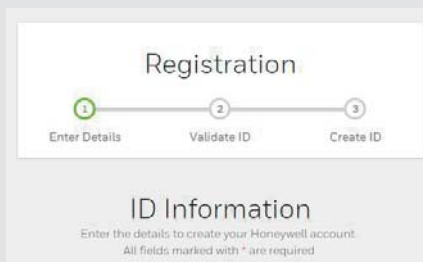
This Honeywell ID helps you manage your online tools and other Honeywell websites. To start, either scroll down to **Create an Account** or click on **Account - Register New User**.



2

Enter Required Information

Use a company e-mail address (john.doe@mycompany.com).



3

Click Confirm

An email will be sent to the provided email address.

4

Click Email Message Link

The message link expires in 24 hours and opens the login screen. Check your bulk/junk mail folder in case you did not receive the confirmation email.

5

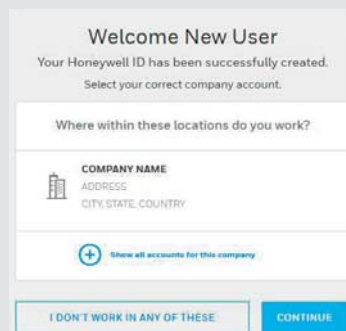
Activate Your Account

Enter your password and select **Sign In**.

6

Select Company

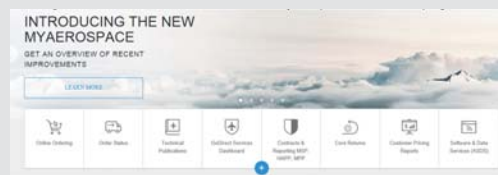
We will try to associate you with your company. Pick the right company from the screen. If your e-mail address matches an existing registered company, it will be automatically linked for you.



7

Congratulations - You're Done!

A "Welcome Aboard" screen should appear and you will be able to start using MyAerospace. You can choose to take the tour or select the application buttons to begin using the site. Highlighting applications and clicking on the plus button can customize your personal home page.



MyAerospace Portal

Honeywell's online resource provides real-time information to help you manage operations on your schedule.

Why Register?

- **End-to-End** order entry and maintenance order processing to help you manage repairs and parts inventory
- **Simplified** order management and **predictable** repair time frames
- **Comprehensive** Repair Capability Locator helps you find service locations that meet your repair requirements
- Easy GoDirect service subscription management, including maintenance plans and database services
- Immediate access to **technical** solutions, publications and videos

Troubleshooting

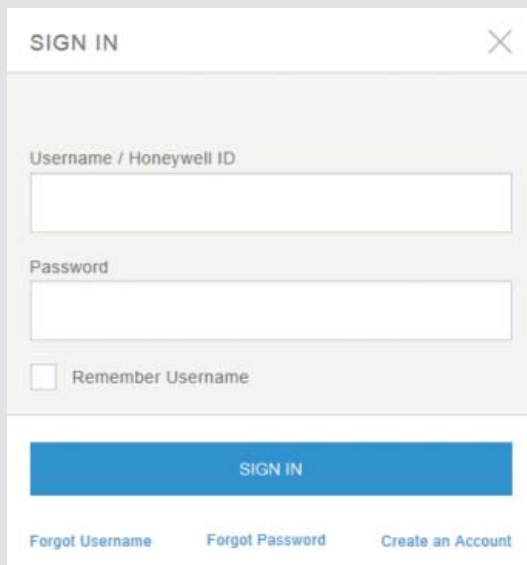
Additional Setup

If additional application requirements are needed after registering, you will be asked to select **Get Access**. Availability varies for each user based on your company or profile.

Available Applications:	Additional requirements to access these apps may apply
 Technical Publications	GET ACCESS
 Database Services (NavDB)	GET ACCESS
 Contracts & Reporting (MSP, H&PP, MPP)	GET ACCESS
 Software B Data Services (ASDS)	GET ACCESS

Forgotten Username/Password

Click **Sign In** and choose the appropriate link from the bottom of the screen.



Password Help

Honeywell ID password rules include:

- Must be between 8 and 56 characters long.
- Must contain only characters from at least three of the following four categories:
 - English uppercase characters (A-Z)
 - English lowercase characters (a-z)
 - Base-10 numeric digits (0-9)
 - Non-alphanumeric (for example: !, \$, #, or %)
- Cannot contain three or more consecutive characters from the User ID
- Passwords are case sensitive.

PLEASE NOTE - Every 6 months your password will automatically expire. The system will send you a reminder to reset your password.

Contact Us:

- Email: WebSupport@Honeywell.com
- US/Canada (Toll Free): 1-(800) 601-3099
- International: +1-(602) 365-3099

Honeywell Aerospace

1944 E. Sky Harbor Circle
Phoenix, AZ 85034
aerospace.honeywell.com

C61-1755-000-001 | 03/18
© 2018 Honeywell International Inc.

Honeywell
THE POWER OF **CONNECTED**